



BV 5/1
BV 5/1 Bp



Professional backpack vacuum cleaners

Excellent versatility in confined spaces





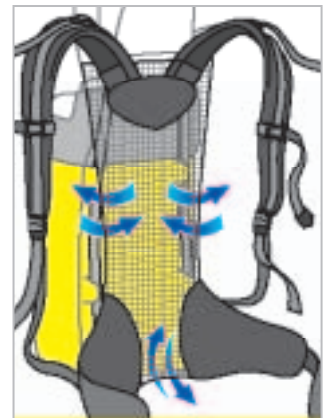
Minimum weight for mobile applications in every corner

Narrow aisles in cinemas or aircraft, difficult-to-reach areas in buses and trains, flights of stairs in hotels: In all those areas where a conventional vacuum cleaner cannot reach, the comfortable BV 5/1 and BV 5/1 Bp backpack vacuums allow you to work freely and efficiently.

There is no need to pull a cumbersome unit along behind you or worry about snagging on furniture: Both these backpack vacuums save space, are fast and efficient and can increase productivity by up to 20% in daily applications.

The BV 5/1 Bp is particularly suitable for shorter cleaning jobs in areas where there is either no power supply or access to the power outlet is difficult. This model is battery powered so that it can be operated as a cordless unit. Its innovative hybrid technology, however, enables it to be operated from a normal power outlet as well. Running time with 2 rechargeable batteries is about 35 minutes. They can be recharged and ready for operation again in only one hour.

The patented **Air Stream Comfort** backpack frame guarantees good wear comfort even for long periods of operation. Thanks to the individually adjustable harness straps, the backpack can be adapted to suit the user and ensure optimum weight distribution and balance for ergonomic and efficient operation at all times. Furthermore, the back panel of the **Air Stream Comfort** backpack frame is made of a netting fabric to provide good air circulation at all times and avoid any heat build-up. In addition, the vacuum's exhaust air is expelled away from the user's body to ensure that he or she remains cool while using the unit.

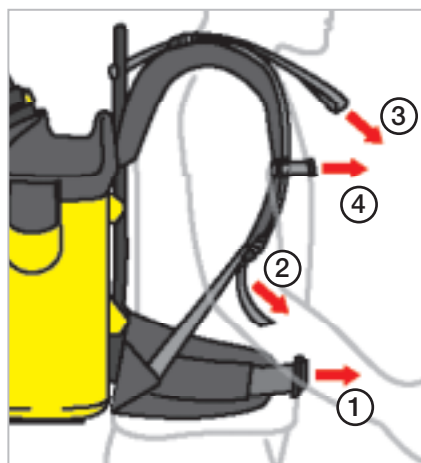


Fitting the harness correctly

A backpack vacuum does not immediately fit perfectly when it is strapped to your back. To ensure maximum wear comfort, the harness must be adjusted to mould itself exactly to your body. Numerous adjustments enable you to obtain a perfect fit in only a few minutes.

Start by loosening all the straps so that you can put the unit on your back without difficulty.

Check during the fitting procedure that all the straps allow complete freedom of movement and do not restrict your breathing in any way. This guarantees long periods of fatigue-free operation.



Step 1

Put the vacuum on your back, fit and close the waist belt.

The centre of the waist belt should rest on your hip bone, not above it.

Step 2

Tighten the shoulder straps, but not too tight since the main load should be on the waist belt.

Step 3

Tighten the waist belt and pull the adjuster loops on the shoulder straps.

Step 4

Now close the chest strap to optimise the position and fit of the shoulder straps.

Filter system

- It is possible to work without a filter bag when vacuuming coarse dirt. The permanent main filter is sufficient for this purpose because it ensures optimum dust retention.



- Additional motor protection filter guarantees a long service life.
- Fleece filter bag has a far greater dust capacity than conventional paper filter bags.
- Optional HEPA filter guarantees hygienically clean exhaust air. Allergy-causing particles are reliably retained.

Clip system

- Kärcher® clip system. Tools can be changed in seconds.

Air Stream Comfort backpack frame

- Spring steel makes the patented backpack frame highly resilient and tenses the netting pack panel.



- Ergonomically shaped **Mesh Tex** padding on straps and the netting back panel guarantee long-term wear comfort.
- Harness straps are fully adjustable to suit all users.
- Soft ventilation pads and the netting back panel provide constant air circulation in the area of the user's back.

Carrying handle

- Soft, rubberised handle allows vacuum to be carried in one hand.

On/off switch

- Large, robust switch is easy to reach and operate without having to remove the vacuum from your back.



Rechargeable batteries

- Batteries of BV 5/1 Bp are accommodated within easy reach at either side of the unit.



Power cord holder

- The extra long power cord can be wound up and stowed on the unit's housing or hung on the fold-out cord hook.

Accessory holders

- Upholstery and crevice tools can be securely accommodated in the loops on the waist belt ready for immediate use.
- The telescopic suction tube can be attached to the clips on the backpack frame.

Swivel / tilt joint

- Floor tool adapts to user's movements.
- Small wheels reduce pushing and pulling effort.

Power cord

- Power cord connection, jerk-proof and safely positioned in the centre on the back of the unit.

Container locks

- Locks are integrated in the container moulding to protect them from knocks.
- Container cover is easily removed for quick filter bag replacement.



Increasing productivity by cleaning effectively without interruptions

- Step 1**
Connect the unit to a convenient power outlet and start vacuuming the room from there.
- Step 2**
Clean one half of the room first (coloured green). Work towards the wall from your own position and use the full length of the unit's power cord.
- Step 3**
Turn round at the end of the room.
- Step 4**
Now use the same pattern (coloured red) to vacuum the other half of the room.

Overview of BV 5/1 and BV 5/1 Bp backpack vacuums:



Technical data		BV 5/1	BV 5/1 Bp (from February 2008)
Order No.		1.394-201	1.394-202
Air flow rate	l/s	61	61*/35**
Vacuum	kPa	24.4	24.4*/12.3**
Container capacity	l	5	5
Connected load max.	W	1300	1300*/330**
Charge time per battery (BC 4/3.0)	min	–	60
Running time per battery	min	–	17
Standard inside dia.	mm	32	32
Length of cord	m	15	15
Sound pressure level	dB	62	62*/58**
Weight	kg	5.3	8.3
Dimensions (L x W x H)	mm	400 x 320 x 540	500 x 320 x 540

*mains powered/**battery powered

Standard accessories	Description	Order No.
Suction hose	1.5 m, C-ID 32, with plastic bend	9.418-507
Telescopic tube	metal	6.903-524
Carpet/hard floor tool	working width 270 mm	6.906-873
Upholstery tool	with thread collector	6.903-402
Crevice tool	210 mm long	6.903-403
Fleece filter bag	approved for dust class M (1 off)	6.904-335
Motor protection filter		6.414-611
Permanent main filter	washable 40° C, nylon	5.731-632
BC 4/3.0 (BV 5/1 Bp only)	high-speed charger, 4-way	6.654-204
Lilo battery (BV 5/1 Bp only)	25.2 V / 3.3 Ah (2 off)	6.654-183

Optional accessories	Description	Order No.
Carpet/hard floor tool	285 mm, with changeover	6.906-696
Turbo upholstery tool	160 mm	2.860-113
Turbo floor tool	270 mm	2.860-114
Dry suction tool	360 mm (parquet tool with brush strips)	6.906-107
Dusting brush	70 mm, plastic, swivels	6.903-887
Fleece filter bag	approved for dust class M (pack of 10)	6.904-335
Fleece filter bag	approved for dust class M (pack of 300)	6.904-336
Paper filter bag	approved for dust class M (pack of 10)	6.904-403
HEPA filter		6.414-801
Fabric filter bag	washable	6.904-316
BC 1/1.8 (BV 5/1 Bp only)	high-speed charger, single	6.654-190

Please contact us for more information:

Head Office Germany

Alfred Kärcher GmbH & Co. KG
Alfred-Kärcher-Str. 28 – 40
71364 Winnenden
Tel. +49-7195-14-0
Fax +49-7195-14-2212
www.kaercher.com

United Kingdom

Kärcher (UK) Ltd
Beaumont Road
Banbury
Oxon OX16 1TB
Tel. +44-1295-752-100
Fax +44-1295-752-103
www.karcher.co.uk

Regional Head Office Asia-Pacific

Kärcher Asia-Pacific Pte Ltd
5 Toh Guan Road East,
#01-00 Freight Links
Express Distripark,
Singapore 608831
Tel. 65-68971811
Fax 65-68971611
www.karcher.com.sg

Australia

Kärcher Pty. Ltd.
40 Koornang Road
Scoresby VIC 3179
Victoria
Tel. + 61-3-9765-2300
Fax + 61-3-9765-2399
www.karcher.com.au

South Africa

Kärcher (Pty) Ltd
144 Kuschke Street
Meadowdale
Edenvale
1614
South Africa
Tel. +27-11-574-5360
Fax +27-11-454-4682

Kärcher Canada Inc.

6535 Millcreek Drive, Unit 67
Mississauga Ontario
L5N 2M2
Canada
Tel. +1-905-672-8233
Fax +1-905-672-3155
www.karcher.ca

Ireland

Kärcher Ltd (Ireland)
12 Willow Business Park
Nangor Road
Dublin 12
Tel. +353-1-409-7777
Fax +353-1-409-7775

Hong Kong

Kärcher Limited
Unit 10, 17/F, APEC Plaza
49 Hoi Yuen Rd.,
Kwun Tong, KLN
Tel. +852-2357 5863
Fax +852-2357 5632
www.karcher.com.hk

New Zealand

Kärcher Limited
East Tamaki
Auckland
Tel. +64-9-274-4603
Fax +64-9-274-5609
www.karcher.co.nz

United Arab Emirates

Kärcher FZE
P.O. Box 17416
Plot No. S-10104, South Zone
Jebel Ali Free Zone, Dubai, UAE
Tel. +971(0)4-886-1177
Fax +971(0)4-886-1575
www.kaercher.com